

Product Datasheet



Sheep Anti-mouse IgG H&L (FITC)

Overview

Product name	PDZSP115-F
Host species	Sheep
Target species	Mouse
Suitable for:	Flow Cytometry, ICC, IHC-Fr, IHC-P
Immunogen	Mouse IgG, whole molecule
Conjugation	FITC

Properties

Form	Liquid
Storage instructions	Shipped at 4 °C. Store at 4 °C. Avoid freezing. Store at darkness.
Storage buffer	Phosphate buffered saline pH 7.4, contains stabilizer and $\leq 0.09\%$ sodium azide.
Purity	Immunogen affinity or SpG purified
Purification notes	This product was prepared from monospecific antiserum by immunoaffinity chromatography using IgG (Mouse) coupled to Sepharose 4B.
Conjugation notes	Fluorescein isothiocyanate (FITC)
Clonality	Polyclonal
Isotype	IgG
General notes	Centrifuge product if not completely clear after standing at room temperature. This product is stable before the expiry date at 4 °C as an undiluted liquid. Dilute only prior to immediate use. Our customer's feedback says the antibody worked great. If in case the antibody fails to give results then please contact our scientific support team for assistance.

Applications

The application notes include recommended starting dilutions; optimal dilutions/concentrations should be determined by the end-user.

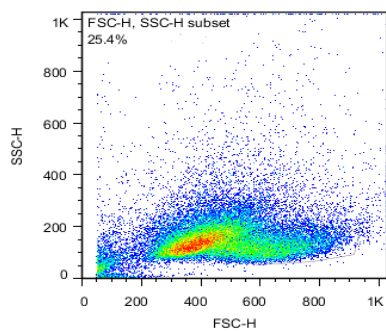
Product Usage Information:

Application Dilutions

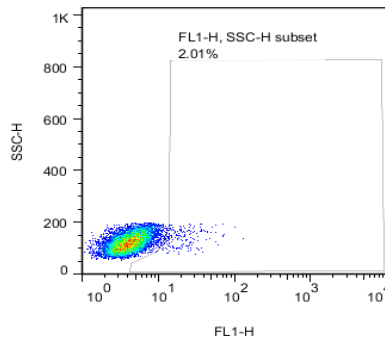
Immunohistochemistry (Paraffin)	1/2000-1/1000
Immunohistochemistry (Frozen)	1/2000-1/1000
Immunofluorescence	1/2000-1/1000
Flow Cytometry	1/2000-1/1000

Please note: All products are "FOR RESEARCH USE ONLY. NOT FOR USE IN DIAGNOSTIC PROCEDURES"

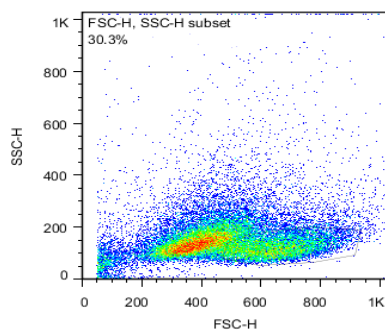
References:



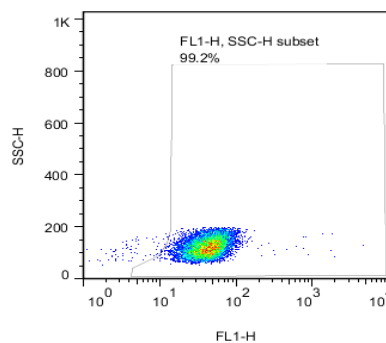
RAW CELL+FITC15Ug.003
Ungated
37020



RAW CELL+FITC15Ug.003
FSC-H, SSC-H subset
9415



CD45.004
Ungated
31277



CD45.004
FSC-H, SSC-H subset
9475